Drivers ed game.

2 students traveling in opposite directions

the seats are street blocks.

Some students have yield, stop caution signs. lights etc.

all students will have a chance to give directions.

the directions must follow the driver's ed. book - instructions

reinforces vocabulary of location, commands & drivers ed, directions

North, south, cerca, lejos

a la derecha, a la izquierda

para etc.

M. Pilar Kadets

Beth Kaplowitz
South Brunswick Schools

Donna Floreen
donnaflor @ yahoo.com

Sequencing activity

Title From Seed to ~~Table~~ ~~Pie~~ Table

Objectives:

- To put pictures in order to show the story of how pumpkins grow ~~to~~
- To describe orally or in writing what each pictures represents

O.F. Instr.

4 Levels of material

2 sets of pictures

A - Basic

- planting the seeds
- the bud starting to blossom
- the pumpkin ready to pick
- the pie on the table

B - more advanced (more steps)

- ~~planting~~ ~~harvestin~~ preparing the soil
- planting the seeds
- watering the seeds
- bud
- pumpkin ready to pick
- person preparing a pie
- the pie on the table

Directions

A ① • Put the pictures in order to show how a pumpkin grows

A ② • Put the pictures in order

- Write some words to describe each picture

B ① Same directions as A1 (full set of pictures)

② Same as A2 with more lines provided for fuller descriptions

B 1



A and B 2



B 3

A and B 4



A and B 5

B 6

A and B 7

Which State is Which?
Geography - 5th or 6th grade

Objective: to increase recognition + info of the US + review vocab.

★ Directions:

1. Number of players in a group - divide into groups of 4.
2. Start with 1 player + move clockwise
3. Each group has a blank map of the US + 50 state pieces.
4. Each state piece would have the state information such as Capital, bird, flower, animal, etc.
5. Students would select a piece + read the information in the target language.
6. That student would guess which state they thought it was + place it on the map.
7. Next student goes.

★ This can be done with younger Students with shapes of states. Also can be done with countries.

MAXIME PHILÉMY
Guada Jacob
Audra Smith.

¿Donde está?

SWBA to determine the location of the countries in the continent of America.

- Students will choose a picture of a flag. Then they will locate the flag on a map. Then students will identifiy the colors of the flag. Then students will locate the country and state their location. Students will use the cardinal points.

  Example: Panamá está al norte de Colombia.
  - Qué nacionalidad es. Panameños.
  - Qué colores hay en la bandera.
  - ¿Cuál es la capital?

This map will include every

country of the continent, not only Spanish Speaking countries.

- Students can also say what seas borders the countries.

- This game can be upgraded to a high school level

Game will be played in French and Spanish

Audra Smith
201-937-6360

Amanda Seewald, M.Ed. – www.maracas123.com
amandaseewald@gmail.com

GAMESTORM!!!

Like a brainstorm, but different...

Title of the game: ¡Vamos a ~~Comprar~~ viajar!

Object of the game: To ~~purcha~~ put together 3 outfits (men/women)

Content area and learning goals: Spanish

1. Identify articles of clothing, numbers, colors, shapes
2. Describe articles of clothing, ~~colors~~, & a geographic location

Number of players: 3 Time needed: _____

You will need: ~~paper bag~~ ziplock bags, magazines, timer, scissors, List with specific articles of clothing, destination card

Directions:
Provide students with a list of items they must find ~~in magazin~~ to pack in their suitcase. ~~Students~~ Using magazines students will cut out pictures & place them in a ziplock bag

At the end of the game: ~~The first group~~ to Each group must say ~~describe~~ specifically what they are taking with them.

SWBAT recognize what are good expressions to use for anti-bullying in Spanish

(Bullying

Si o no

Tu eres fea ?

The Bullying Game

1. Roll a die.
2. Move forward on board
3. Take a penny and cover it on a good expression.
4. If it is a bad expression you start all over again. Go back.

The object is to cover the anti-bullying board good expressions with pennies

bacona

gorda

Tonta

Buena

Bonita

no me gusta a usted

1974.96

2.27.00

2.27.96

No me gusta su cultura

No me gusta su vestido

No me gusta su hablar

Me gusta su estilo

NO es Bullying

Juntos el Premio

Use pennies cover all positive Sayings in Spanish win game

wgonzales@vineland.org