

MARACAS

Lección 3 – El Verano – Un Día Lluvioso

OBJECTIVES

1. Students will be able to talk about rain in the target language.
2. Students will be able to show different things you can do on a rainy day.

MATERIALS

- * large paper or a white board with markers
- * cookie dough or ingredients to make cookie dough
- * puzzle template pages
- * markers and crayons
- * games
- * computer books, videos, or games



HOLA

Sing the *Hola* song with your students to open the learning experience.



A REVISAR Y DISCUTIR

Use the song *VE-RA-NO* (Track 18 on CD) and preguntas y respuestas to review the ideas about el verano already introduced in the previous lessons.



A EMPEZAR



A VER

¿Qué hacemos en un día lluvioso?

Brainstorm ideas for what you can do on a rainy day. Write them in the target language on the white board or on large chart paper. Use simple drawings to accent each word or idea. Tell students that you are going to pretend that this is a rainy day and that you will find all types of fun activities to do that include many of theirs.



A CREAR



A EXPLORAR

Baking away the day

Children love to do tactile activities. Cooking is one of the best ones. If time permits, use this time to make simple cookie dough and give each child a chance to help. If time is short, use pre-made cookie dough, rolling pins, cookie cutters, and decorations to give each child a chance to create their own edible masterpieces all while learning the words and actions in the target language? Finally, if there are no cooking facilities in your location, you can use already baked cookies or cupcakes for the actual eating. Making the dough and learning to follow instructions in the target language is the real heart of this activity!



A ACTUAR MOVER



A LEER



A JUGAR JUNTOS

Construimos una tormenta — Building a Storm and Puddle Jumping

I begin this activity by reading a short story about the weather or storms or the rain. One example is **Tormentas** by Susan Canizares. Then talk about how amazing storms are. Explain that in the summer, thunderstorms occur often. Talk about the different parts of the storm (viento, lluvia, trueno, relámpagos). Act it out all together. Then assign students to different parts of the storm. Tell them that together they can build a big, beautiful storm. When you point to each group have them begin to act out their part and keep doing it as you add other students and their storm parts. Once everyone is moving and making their noises and the storm is at its peak, get each group to stop, one at a time, until the storm ends.

Ask your students what kinds of fun things are left after a big storm. Talk about puddles (charcos). Pretend to put on boots and even slickers. Make a line or travel as a group from one end of the classroom to the other jumping in puddles and using the words in the target language to say jump in the puddle, we are all wet, big puddle, small puddle, and footprints. You can even turn these phrases and ideas into a rhythm or song.



CREAR



A DIBUJAR

Make your own puzzle

Games and puzzles are the perfect things for a rainy day. Give your students a chance to create their own puzzles. Remind them that it is best to use a lot of color and to fill the entire space. Ask them what we can often see after a storm ends. Rainbows are a great puzzle theme!! Once they complete their puzzles, they can break them up and put them in envelopes or bags to bring home. If time permits, use the puzzles as an interactive activity later in the day.



A ACTUAR Y MOVER



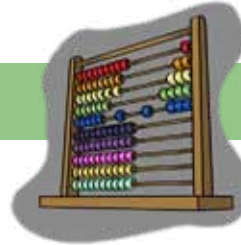
A JUGAR JUNTOS

Juegos - Games to play

Twister™, bingo, and Red Rover are three games that lend themselves well to playing with groups of different learners. You can choose which one fits your group and their energy level. Play all of them or only one. Twister™ is a great kinesthetic way to review colors, but with larger groups you will need more than one game. Try using the del Tiempo cards at the end of this lesson. This is a fun way to teach different kinds of weather while playing. Red Rover is a game that works as a wonderful template. Use this game by lining all students up against one side of the space (works best outside or in a gymnasium). Stand in the middle of the space and your students ask, “Señora, señora, podemos pasar?” The response is, “Solo si portas el color..._____” The students who are wearing that color must run past to the other side without getting tagged. If they are tagged, they join you in the middle and help to catch the other students in subsequent rounds. The last person to be tagged is the winner.



A ACTUAR Y MOVER



A ORGANIZAR

Búsqueda — Scavenger Hunt

A scavenger hunt is a great way to review many of the ideas and concepts that you have taught over the last few days or weeks. Use the scavenger hunt page at the end of this lesson. I suggest dividing the group into small teams or pairs for this activity. If it is a small group you can do it all together. Students look around the classroom to find the items. One item is a picture of them. You will have to take pictures earlier and have them printed for this. The pictures can be used later for the covers of their libros. Once they find all the items, you can review it together.



A UNIR LAS IDEAS

Preguntas:

- ¿Qué podemos hacer en un día lluvioso?
- ¿Qué necesitamos para brincar en los charcos?
- ¿Cuál fue tu juego favorito?



A DIBUJAR

Página: This page asks students to draw what they like to do best on a rainy day.



ADIÓS

Join together in a “ritmo” and sing *Adiós* (Track 22 on CD) to close the class.

Give students the **Ideas Para Practicar en Casa** page to take home.



Spanish Programs for Young Learners

IDEAS PARA PRACTICAR EN CASA

Today we pretended it was a rainy summer day. We had fun playing games, singing, and making our very own puzzles. We even created our own thunderstorm!

- Do your child's puzzle together.
- Pretend to create a storm at home using the vocabulary.
- Have a color scavenger hunt in Spanish.

La lluvia – rain el paraguas- umbrella la tormenta – storm el viento – wind
los relámpagos – lightning, El trueno – thunder el charco – puddle las botas – boots
el rompecabezas – puzzles, pintar – to paint cocinar – to cook dibujar – to draw
dormir – to sleep

Hasta la proxima vez

© 2011 Amanda Seewald M. Ed., MARACAS, All Rights Reserved. Reproducible for classroom use only.



Spanish Programs for Young Learners

IDEAS PARA PRACTICAR EN CASA

Today we pretended it was a rainy summer day. We had fun playing games, singing, and making our very own puzzles. We even created our own thunderstorm!

- Do your child's puzzle together.
- Pretend to create a storm at home using the vocabulary.
- Have a color scavenger hunt in Spanish.

La lluvia – rain el paraguas- umbrella la tormenta – storm el viento – wind
los relámpagos – lightning, El trueno – thunder el charco – puddle las botas – boots
el rompecabezas – puzzles, pintar – to paint cocinar – to cook dibujar – to draw
dormir – to sleep

Hasta la proxima vez

SCAVENGER HUNT

Búsqueda del día Lluvioso


1. algo rojo

Rojo

2. dos monedas



3. un rectángulo



4. un juego



5. algo morado

Morado

6. un avión



7. una foto de tí mismo

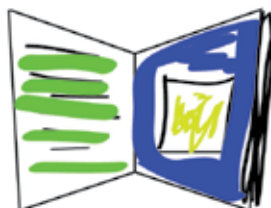
8. los zapotos



9. una concha



10. algo que puedes leer



EL TIEMPO BINGO

<p>Está nublado</p>	<p>Está lloviendo</p>	<p>Hace sol</p>
<p>Hace viento</p>	<p>Arco iris</p> <p>Gratis</p>	<p>Hace frío</p>
<p>Está nevando</p>	<p>Hace buen tiempo</p>	<p>Hace calor</p>

<p>Hace sol</p>	<p>Hace viento</p>	<p>Hace calor</p>
<p>Hace buen tiempo</p>	<p>Arco iris</p> <p>Gratis</p>	<p>Está nevando</p>
<p>Hace frío</p>	<p>Hace calor</p>	<p>Está lloviendo</p>

EL TIEMPO BINGO

<p>Está nublado</p>	<p>Hace calor</p>	<p>Hace sol</p>
<p>Hace viento</p>	<p>Arco iris</p> <p>Gratis</p>	<p>Hace frío</p>
<p>Está lloviendo</p>	<p>Hace buen tiempo</p>	<p>Está nevando</p>

<p>Está lloviendo</p>	<p>Está nublado</p>	<p>Hace viento</p>
<p>Hace buen tiempo</p>	<p>Arco iris</p> <p>Gratis</p>	<p>Está nevando</p>
<p>Hace calor</p>	<p>Hace frío</p>	<p>Está lloviendo</p>